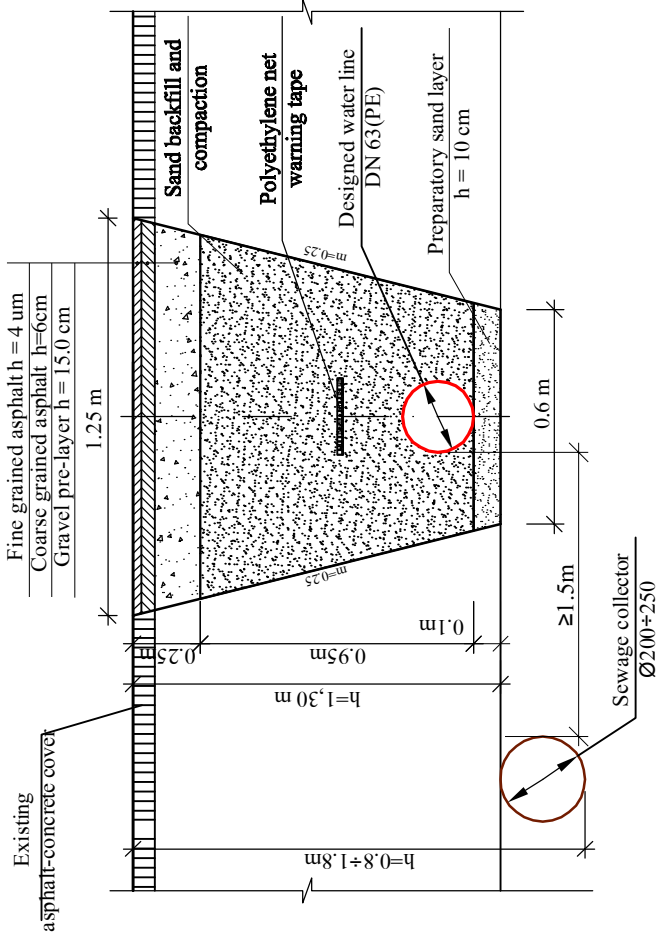


CROSS-SECTION OF TRENCH FOR WATER LINE - 37 (W₃₇)
MP 0+00 ÷ MP 0+35

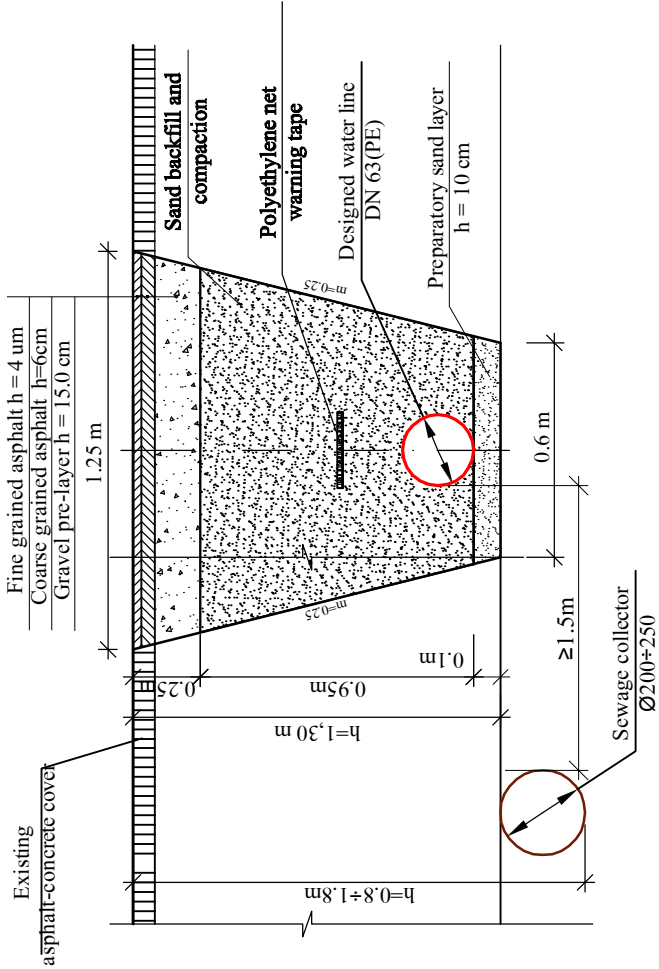
WATER LINE-36 (W₃₆), CROSS SECTION
MP 0+00 ÷ MP 1+65



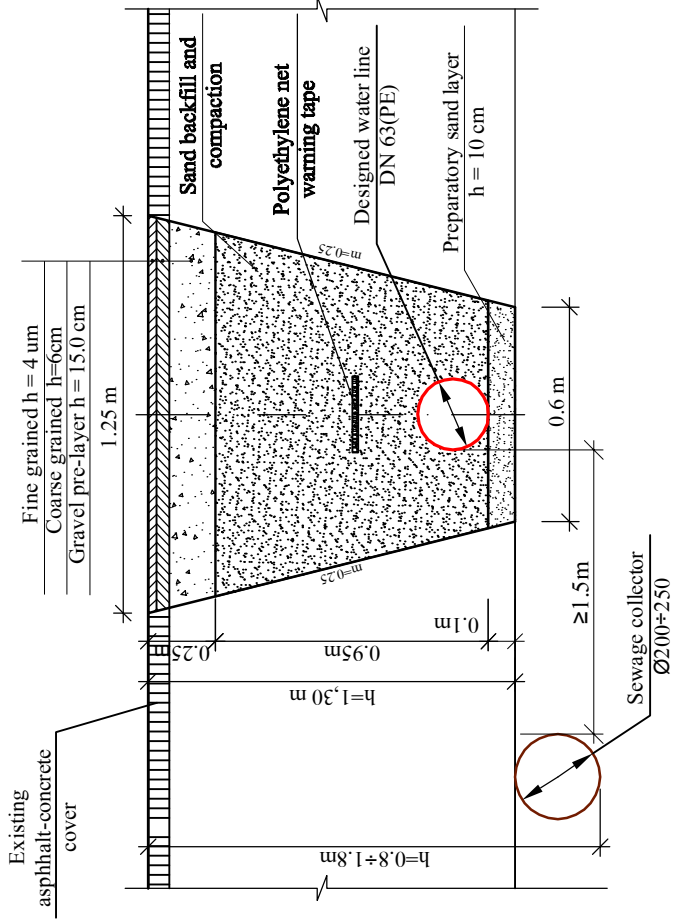
SPECIFICATION


No.	NAME	MEAS. UNIT	QUANT.
Water line 36 (W ₃₆)			
1.	POLYETHYLENE (PE) WELDED PIPES DN 63, PN = 1.0 MPa	LM	165.0
2.	POLYETHYLENE (PE) WELDED PIPES DN 40, PN = 1.0 MPa	LM	65.0
3.	GATE VALVE DN200, PN = 1.0 MPa	PIECE	1
4.	GATE VALVE DN150, PN = 1.0 MPa	PIECE	1
5.	GATE VALVE DN50, PN = 1.0 MPa	PIECE	1
6.	FLANGE ADAPTOR, DN200 PN = 1.0 MPa	PIECE	1
7.	FLANGE ADAPTOR, DN150PN = 1.0 MPa	PIECE	1
8.	FLANGE ADAPTOR, DN50 PN = 1.0 MPa	PIECE	1
9.	STEEL (St) ELECTRICALLY WELDED FLANGES DN 200 PN = 1.0 MPa	PIECE	1
10.	STEEL (St) ELECTRICALLY WELDED FLANGES DN 150 PN = 1.0 MPa	PIECE	1
11.	STEEL (St)ELECTRICALLY WELDED FLANGES DN 50 PN = 1.0 MPa	PIECE	1
12.	POLYETHYLENE (PE) INSERT DN 225, PN = 1.0 MPa	PIECE	1
13.	POLYETHYLENE (PE) INSERT DN 160, PN = 1.0 MPa	PIECE	1
14.	POLYETHYLENE (PE) INSERT DN 63, PN = 1.0 MPa	PIECE	1
15.	POLYETHYLENE (PE) TAPER TEE DN225xDN160, PN =1.0MPa	PIECE	1
16.	POLYETHYLENE (PE) TAPER TEE DN225xDN63, PN =1.0MPa	PIECE	1
17.	POLYETHYLENE (PE) TAPER TEE DN63xDN50, PN =1.0MPa	PIECE	1
18.	POLYETHYLENE (PE) TAPER DN63xDN40, PN =1.0 MPa	PIECE	1
19.	POLYETHYLENE (PE) TAPER DN40xDN25, PN =1.0 MPa	PIECE	1
20.	POLYETHYLENE (PE) NET WARNING TAPE b=30.0cm	LM	230.0
21.	R/C RECTANGULAR CHAMBER 2.0x2.0m, H=1.8m	PIECE	1
22.	INSTALLATION OF DN325x4, DN273x4, DN159x4 STEEL CASE PIPES IN THE WALLS OF R/C 1.5x2.0m, H=1.8m RECTANGULAR CHAMBERS (4 places)	KG	48.0
Water line 37 (W ₃₇)			
1.	POLYETHYLENE (PE) WELDED PIPES DN 50, PN = 1.0 MPa	LM	35.0
2.	POLYETHYLENE (PE) TAPER DN50xDN25, PN = 1.0 MPa	PIECE	1
3.	POLYETHYLENE (PE) NET WARNING TAPE b=30.0cm	LM	35.0

Water line - 36 (W₃₆) CROSS SECTION
MP 1+65 ÷ MP 2+30



Water line - 37 (W₃₇) CROSS SECTION
MP 0+00 ÷ MP 0+35



 JINJ LTD YEREVAN 2013	Client - Yerevan Municipality "Municipal development project implementation unit" SI		
	WATER SUPPLY AND WASTEWATER PROJECT - YEREVAN RPE PROJECT		
CED.	Tender documents - general drawings		
Designed by			
Checked by			
Cross sections and specification of the designed water lines No. 36 and 37		Sheet	Sheets
		4	19